

The 2017 Poverty Snapshot

Missouri

Too many Missourians are still experiencing economic hardship

Nearly **796,000** Missourians lived in poverty in 2017

That is **13.4%** of Missouri's population



ranks

22nd

in percent of poor people among all states

Children and people with disabilities remain very vulnerable

20.9% of people with disabilities in Missouri lived in poverty in 2017



18.6% of Missouri's children lived in poverty in 2017



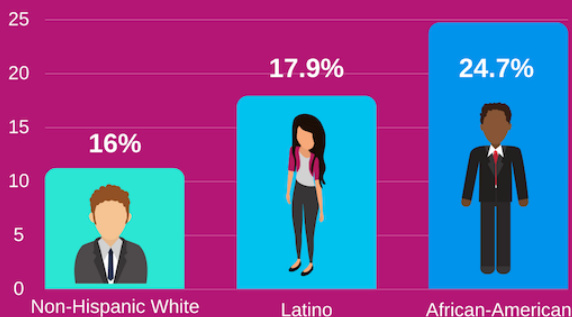
MO ranks

22nd

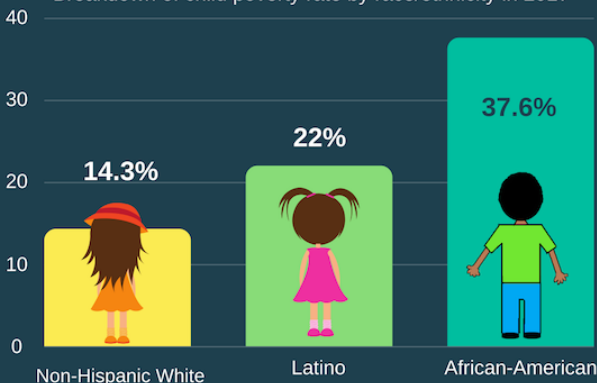
in child poverty rate

Communities of Color in Missouri Are Disproportionately Poor

Breakdown of poverty rate by race/ethnicity in 2017



Breakdown of child poverty rate by race/ethnicity in 2017



Near and Deep Poverty in Missouri

**200% Poverty Line:
Near-poor**



**50% Poverty Line:
Deep Poverty**

100% Poverty Line

56.1% of households earning less than \$20K/year paid more than half of income on rent

Over **340,000** Missourians lived in deep poverty in 2017

Working Hard

Struggling folks are working:
In fact, in **65%** of poor families, one or more people worked at least part-time or part of 2017



yet still

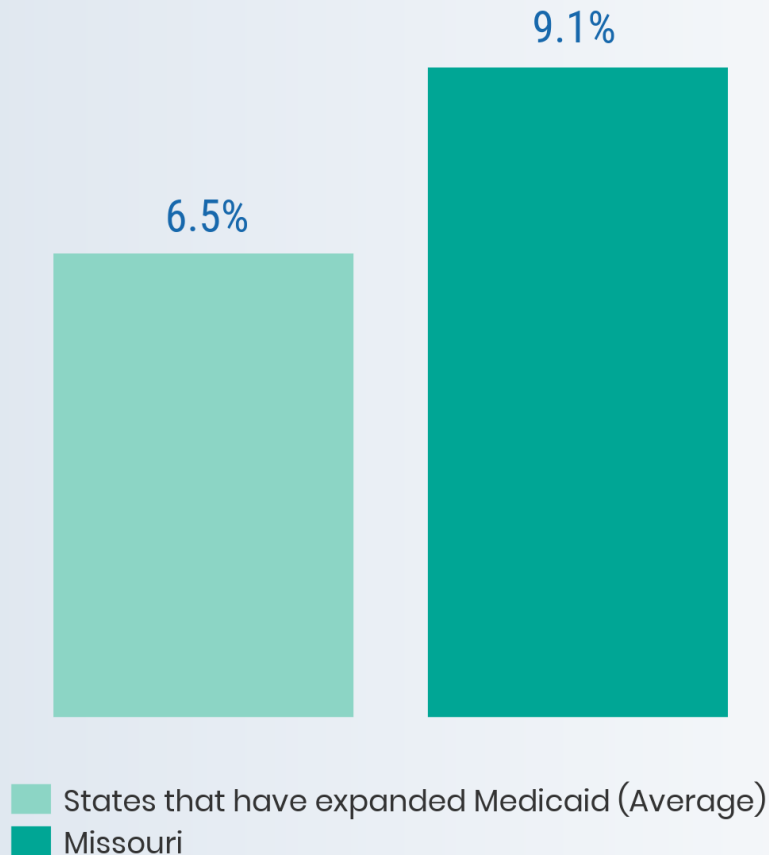
Food Insecure

Working, however is often not enough. About **12.8%** of MO households could not always afford enough food.



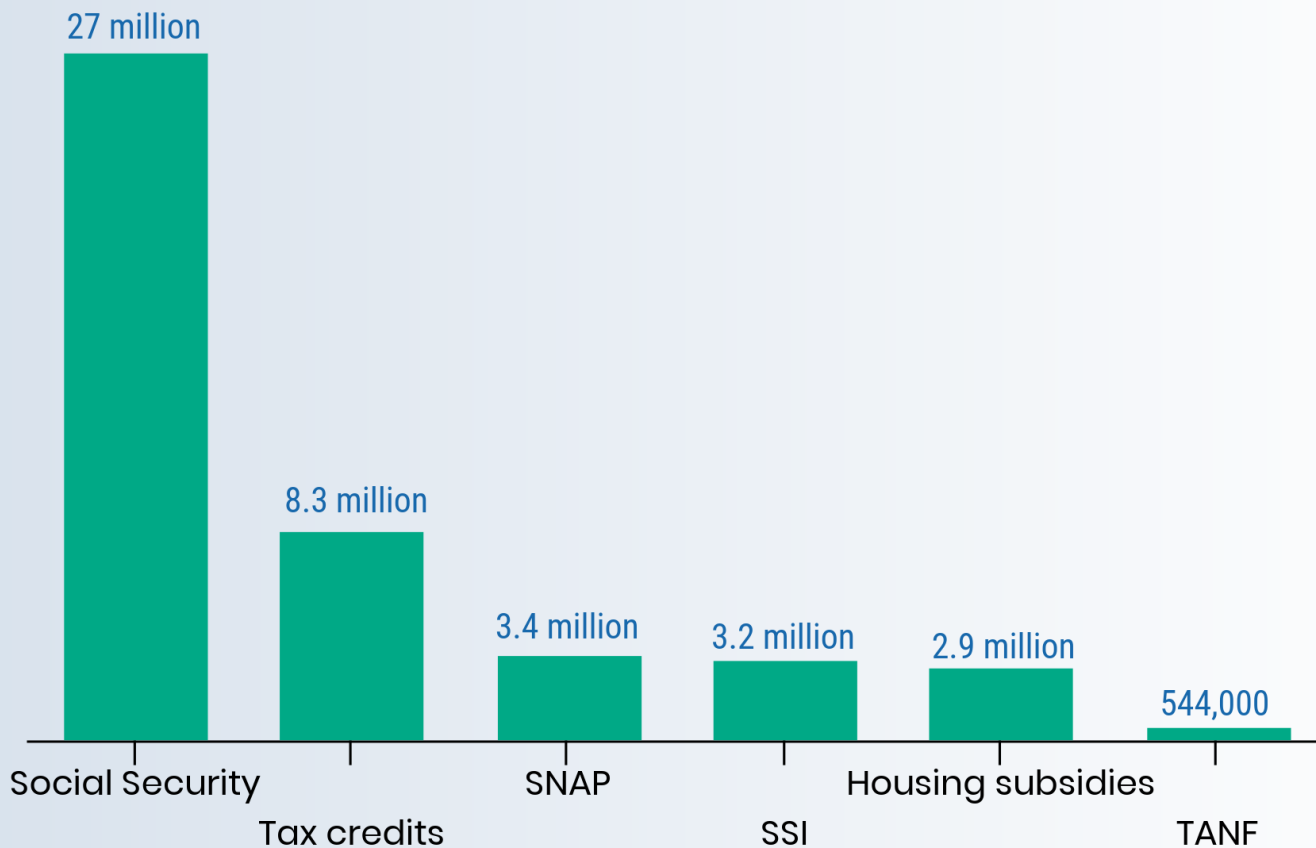
Missouri Has More Uninsured Because It Didn't Expand Medicaid

Percentage of people uninsured in 2017



Federal Low-Income Programs Lift Millions Out of Poverty

Numbers of people lifted above poverty line in 2017



COALITION ON HUMAN NEEDS

- Refundable tax credits: Earn Income Tax Credit and refundable portion of Child Tax Credit
- SNAP: Supplemental Nutrition Assistance Program
- Housing subsidies: Public housing and tenant vouchers
- SSI: Social Security Insurance
- TANF: Temporary Assistance for Needy Families

Source: U.S. Census Bureau, Supplemental Poverty Measure, 2017