The 2017 Poverty Snapshot

Ohio

Too many Ohioans are still experiencing economic hardship

Nearly **1.6 million** Ohioans lived in poverty in 2017

That is **14%** of Ohio's population

ranks **18th** in percent of poor people among all states

Children and people with disabilities remain very vulnerable

22.1% of people with disabilities in Ohio lived in poverty in 2017

20.1% of Ohio's children lived in poverty in 2017

OH ranks **17th** in child poverty rate

Communities of Color in Ohio Are Disproportionately Poor

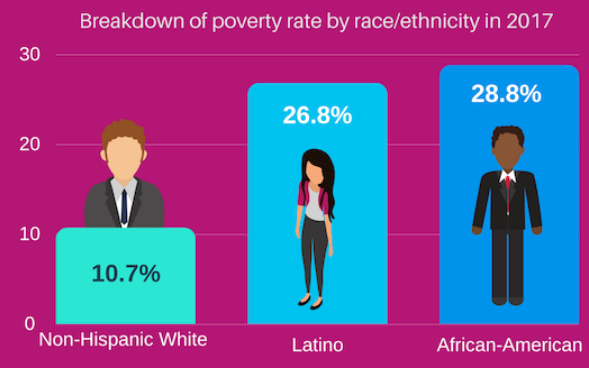

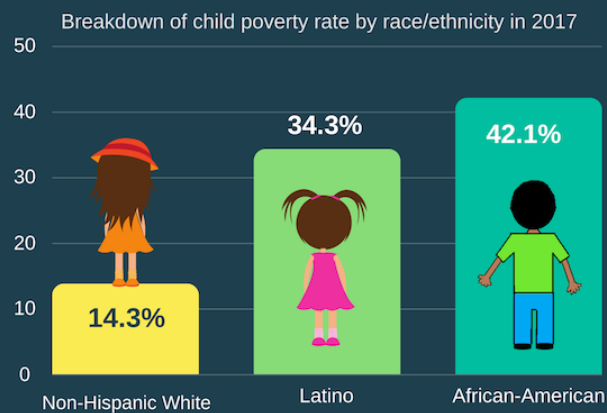

Source: U.S. Census Bureau, American Community Survey, 2017

Near and Deep Poverty in Ohio

200% Poverty Line: Near-poor

56% of households earning less than $20K/year paid more than half of income on rent

100% Poverty Line

50% Poverty Line: Deep Poverty

Over **712,000** Ohioans lived in deep poverty in 2017

Working Hard

yet still

Food Insecure

Struggling folks are working: In fact, in **66.9%** of poor families, one or more people worked at least part-time or part of 2017

Working, however is often not enough. About **13.7%** of OH households could not always afford enough food.

Source: U.S. Census Bureau, American Community Survey, 2017

Ohio Has Fewer Uninsured Because It Expanded Medicaid

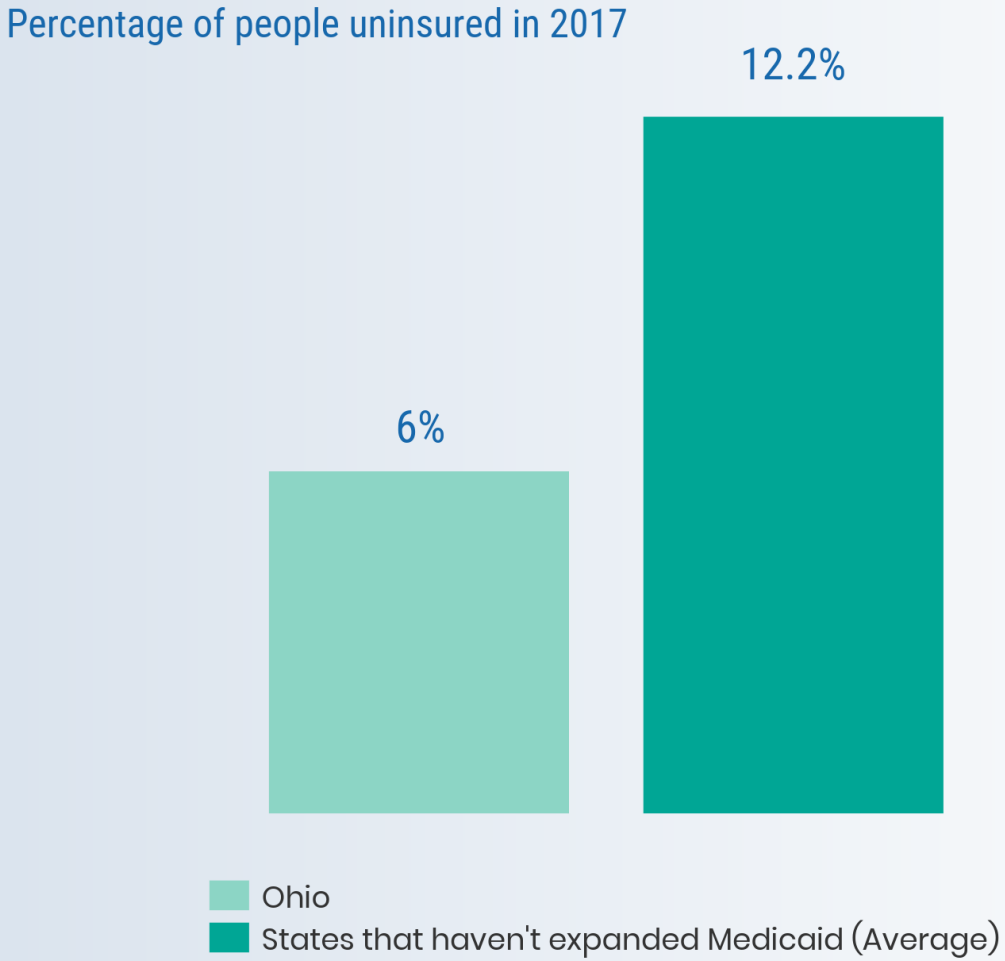

COALITION ON HUMAN NEEDS

Medicaid expansion: The Affordable Care Act allows states to expand Medicaid eligibility to uninsured adults and children whose incomes are at or below 138% of the federal poverty level
Source: U.S. Census Bureau, American Community Survey, 2017

Federal Low-Income Programs Lift Millions Out of Poverty

Numbers of people lifted above poverty line in 2017

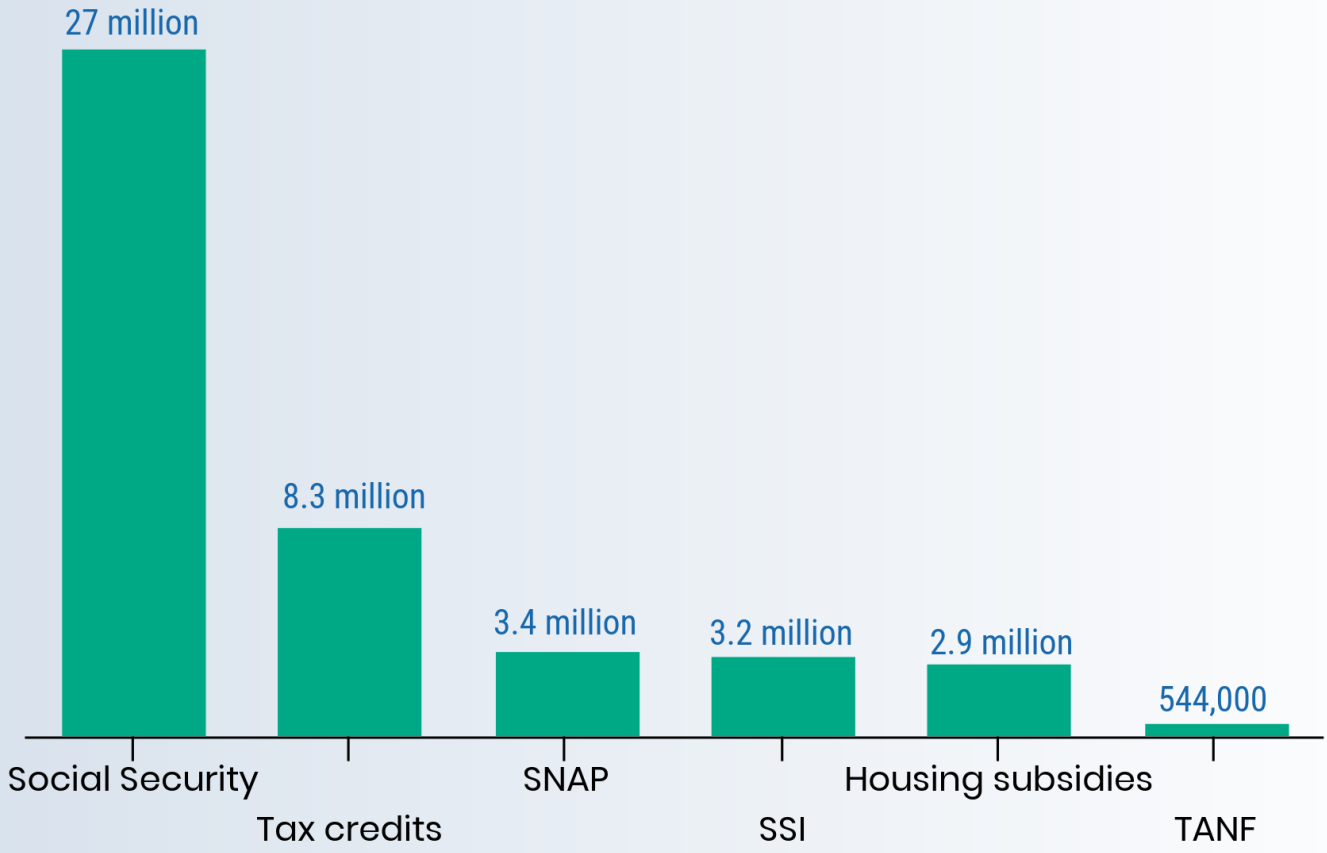

COALITION ON HUMAN NEEDS

- Refundable tax credits: Earn Income Tax Credit and refundable portion of Child Tax Credit
- SNAP: Supplemental Nutrition Assistance Program
- Housing subsidies: Public housing and tenant vouchers
- SSI: Social Security Insurance
- TANF: Temporary Assistance for Needy Families

Source: U.S. Census Bureau, Supplemental Poverty Measure. 2017